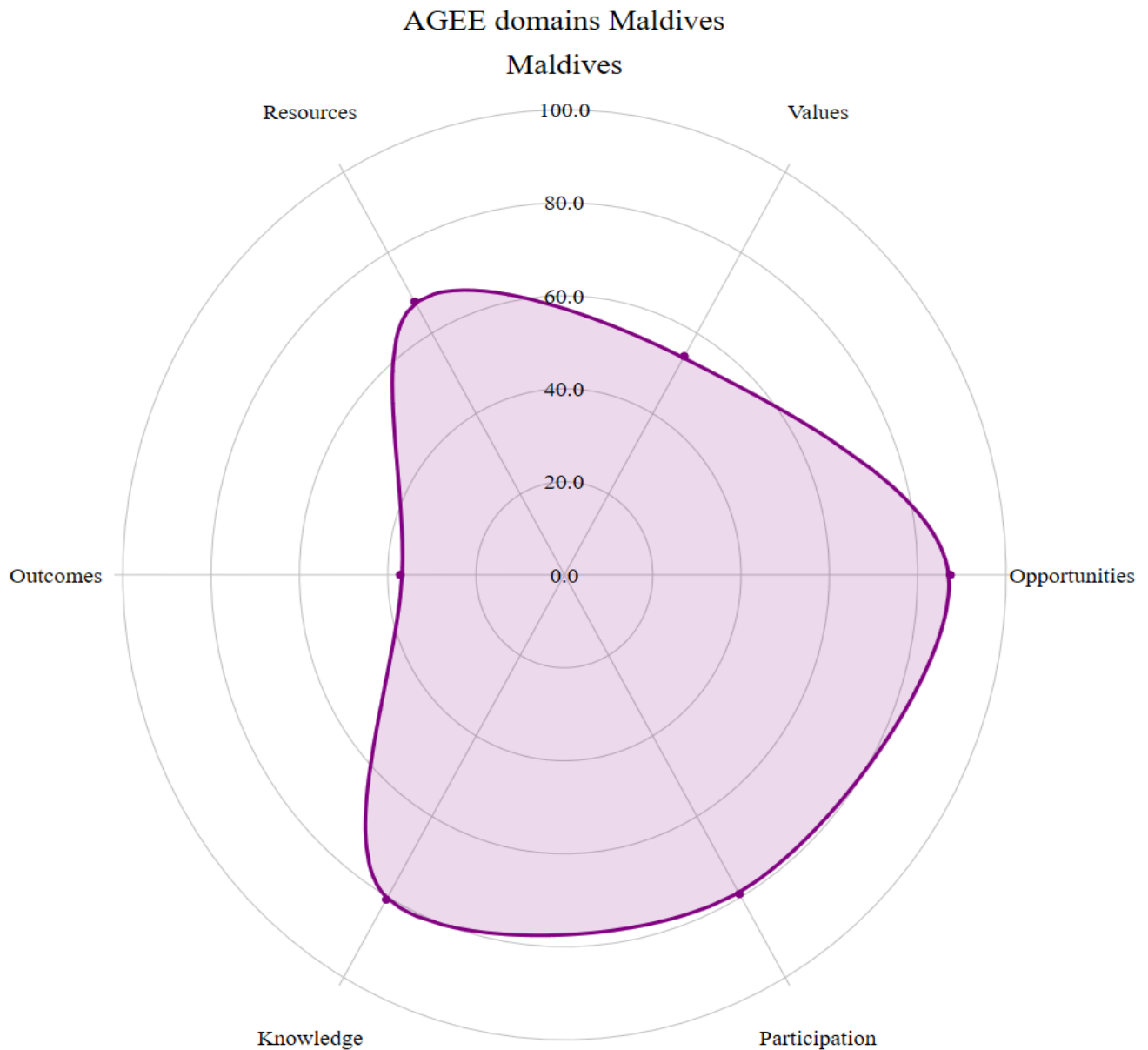




## March 2025 Maldives AGEE Cross-national Dashboard

This dashboard is part of a series of cross-national visualisations that demonstrates how the AGEE Framework can be applied to explore gender equality in and through education using cross-national indicators collected in global data sets. The indicators were chosen based on specific criteria developed for the AGEE cross-national dashboard, which were agreed on through a participatory peer review process. However, they remain open to revision as more data becomes available. Please see the [Technical Note](#) on the 2025 dashboard page for more information on indicator criteria, the review process, and how the AGEE graphs were generated.





## March 2025 Maldives AGEE Cross-national Dashboard

### Appendix 1: AGEE domains indicators and specific values

AGEE Domain: Resources		
Indicator	Name of indicator	Value
GenFin	Gender finance tracking	0,0
PrimSan	Single sex sanitation primary	100,0
LowSecSan	Single sex sanitation lower secondary	100,0
WomTeachPrim	Gender balance of teachers, primary	50,0
WomTeachSec	Gender balance of teachers, secondary	89,1
WomTeachTert	Gender balance of teachers, tertiary	Nd*
Average Resources		67,8
AGEE Domain: Values		
cade	Conv against discrimination in education	0,0
cedaw	Conv on elimination of discrimination against women	75,0
csr	Sex ratio at birth	44,0
domvcon	Non-condonement of domestic violence	65,0
hrpp	Human rights institutions	50,0
ibr	International bill of rights	100,0
leggen	Presence of legal frameworks on gender equality	Nd*
marr18	Laws on marriage under 18	100,0
shrc	Laws on provision of reproductive health care	93,0
wvsq30	Views on women's access to higher education	62,0
Average Values		54,3
AGEE Domain: Opportunities		
ChildLab	GPI child labour	Nd*
EdPreg	Legislation to protect pregnant girls' education	100,0
IntUse	GPI Internet use	62,6
MeanSch	GPI mean years of schooling (female)	100,0
Marr18Prev	Prevalence of marriage under 18	97,8
MeanSchGPI	GPI mean years of schooling	45,1
NineYrsEd	Legal guarantee 9 years schooling	100,0
SSD	Endorsement safe school declaration	100,0
StntGPI	GPI stunting	87,1
VAWPrev	Proportion of women and girls not subjected to partner violence in last 12 months	93,9
Average Opportunities		87,4
AGEE Domain: Participation		
GPI GER Ter	GPI GER tertiary	47,5
GPI GER PreP1	GPI GER pre-primary	92,8



### March 2025 Maldives AGEE Cross-national Dashboard

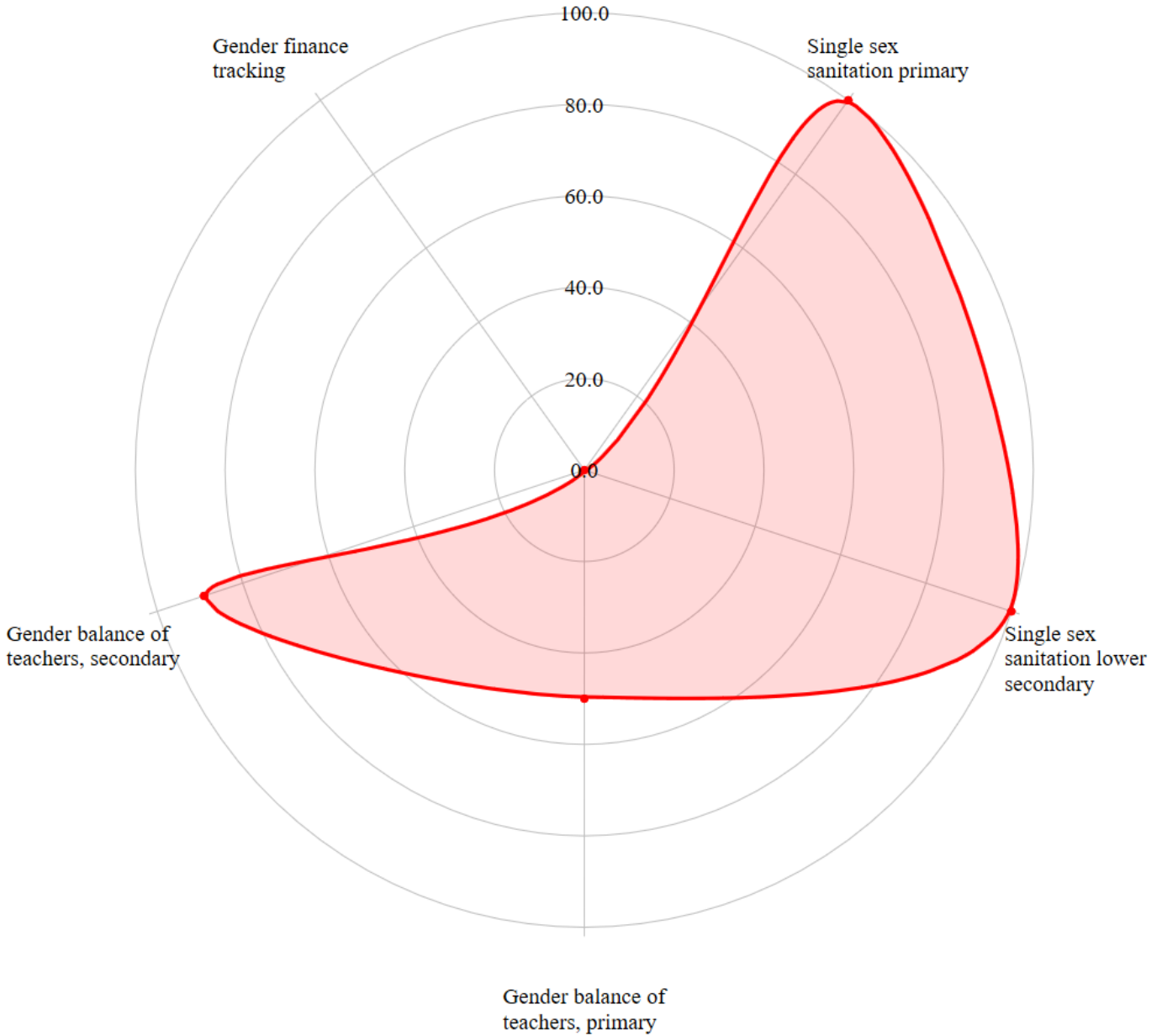
GPI Com USec1	GPI completion upper secondary	73,2
GPI Com Prim1	GPI completion primary	96,0
GPI Com LSec1	GPI completion lower secondary	82,8
BullSch2a	GPI experience of bullying	95,6
GPI TVET1	GPI Participation in TVET (15-24)	Nd*
GPI Grad Ter1	GPI tertiary graduation	Nd*
Rep1	GPI repetition lower secondary	66,8
Average Participation		79,3
AGEE Domain: Knowledge		
GPI Lit	GPI literacy 15+	99,1
HTS	GPI harmonised test scores	Nd*
WomTr	GPI participation rate of youth and adults in formal education and training	71,7
STEM	GPI STEM graduates	71,1
Average Knowledge		80,7
AGEE Domain: Outcomes		
infdec	Proportion of women making informed decisions relating to sexual and reproductive health	53,9
wminst	Proportion of parliamentary seats held by women	4,6
unpaidwk	GPI time spent on unpaid domestic and care work	Nd*
medinc	GPI employed in poverty	36,1
lfpr	GPI labour force participation rate	54,1
Average Outcomes		37,2

\*Nd' indicates no data is available for this indicator in the cross-national datasets used to compile the spotlight countries. This appendix shows the full list of AGEE indicators for each domain and therefore notes when no data is available; however the indicators with missing data have been omitted from the graphs in the main section of the brief. For the 'domain graph' at the start of this brief, we will produce an average value for a domain if a country is missing data for up to two indicators, but we will not calculate an average if more than two indicators are missing. It is envisaged that more data will become available for most indicators as the SDGs move forwards. In future, it may be possible to impute data for these gaps from other sources at the national level. For further discussion of how the data was compiled for the spotlight briefs, please see the technical note ([Technical-notes-to-accompany-the-AGEE-SpotlightBriefs.3.pdf](#)).<sup>1</sup>

<sup>1</sup> This work was supported by the Global Partnership for Education Knowledge and Innovation Exchange, a joint endeavor with the International Development Research Centre, Canada and a UCL QR PSF (policy support funding) grant.

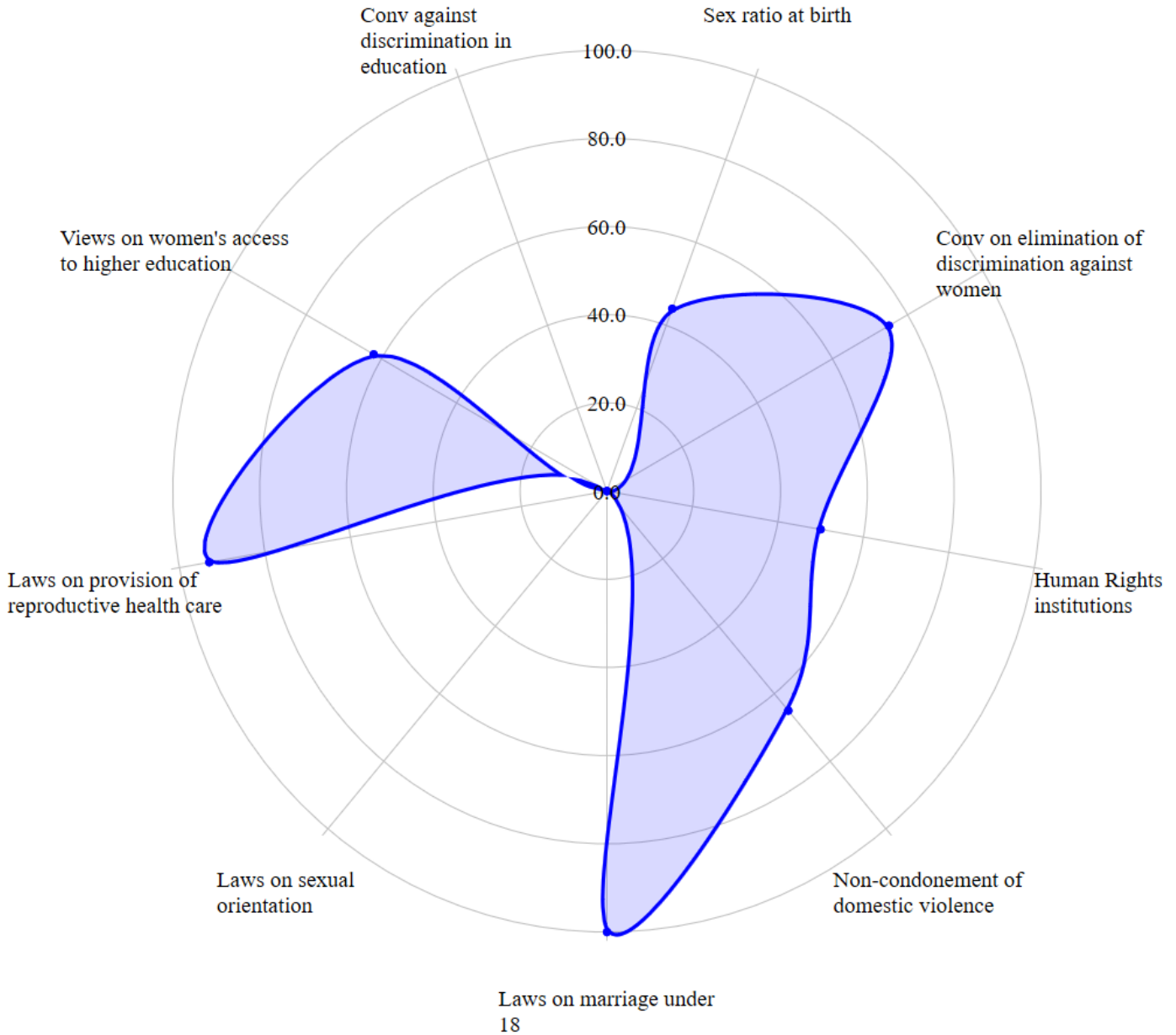
## Domain 1: Resources for Gender Equality in Education

### Maldives



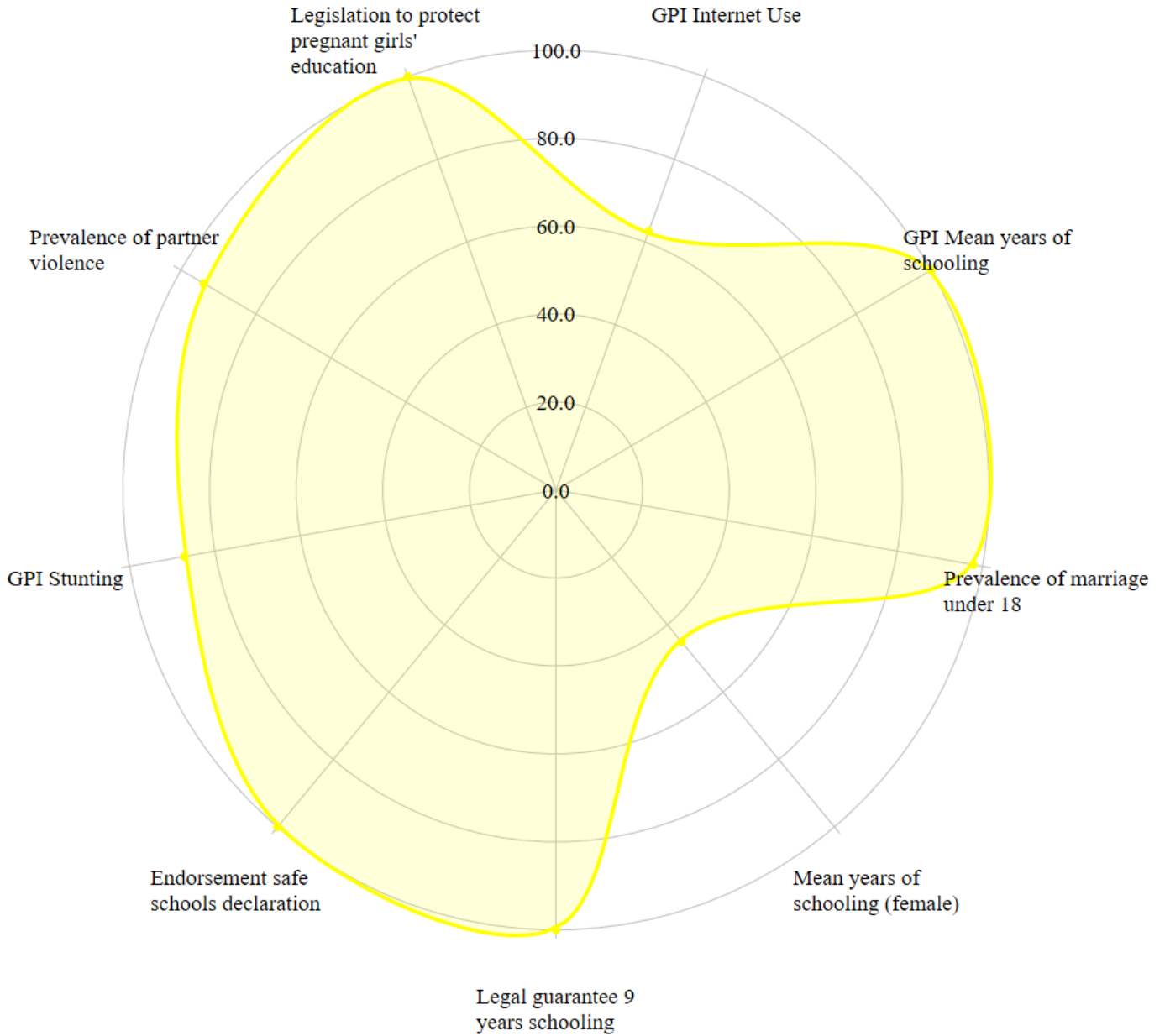
### Domain 2: Values for Gender Equality in Education

#### Maldives



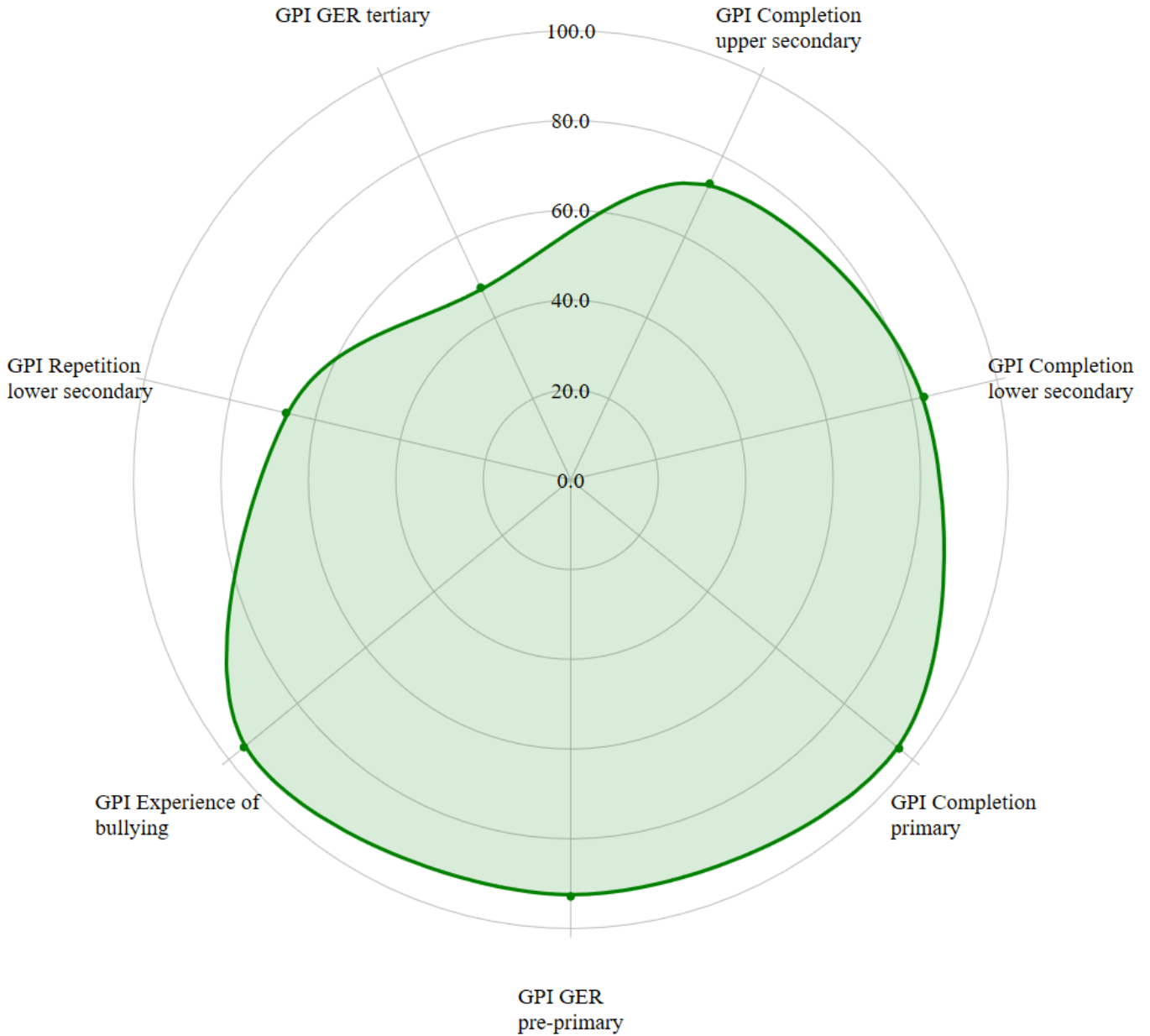
### Domain 3: Opportunities for Gender Equality in Education

#### Maldives



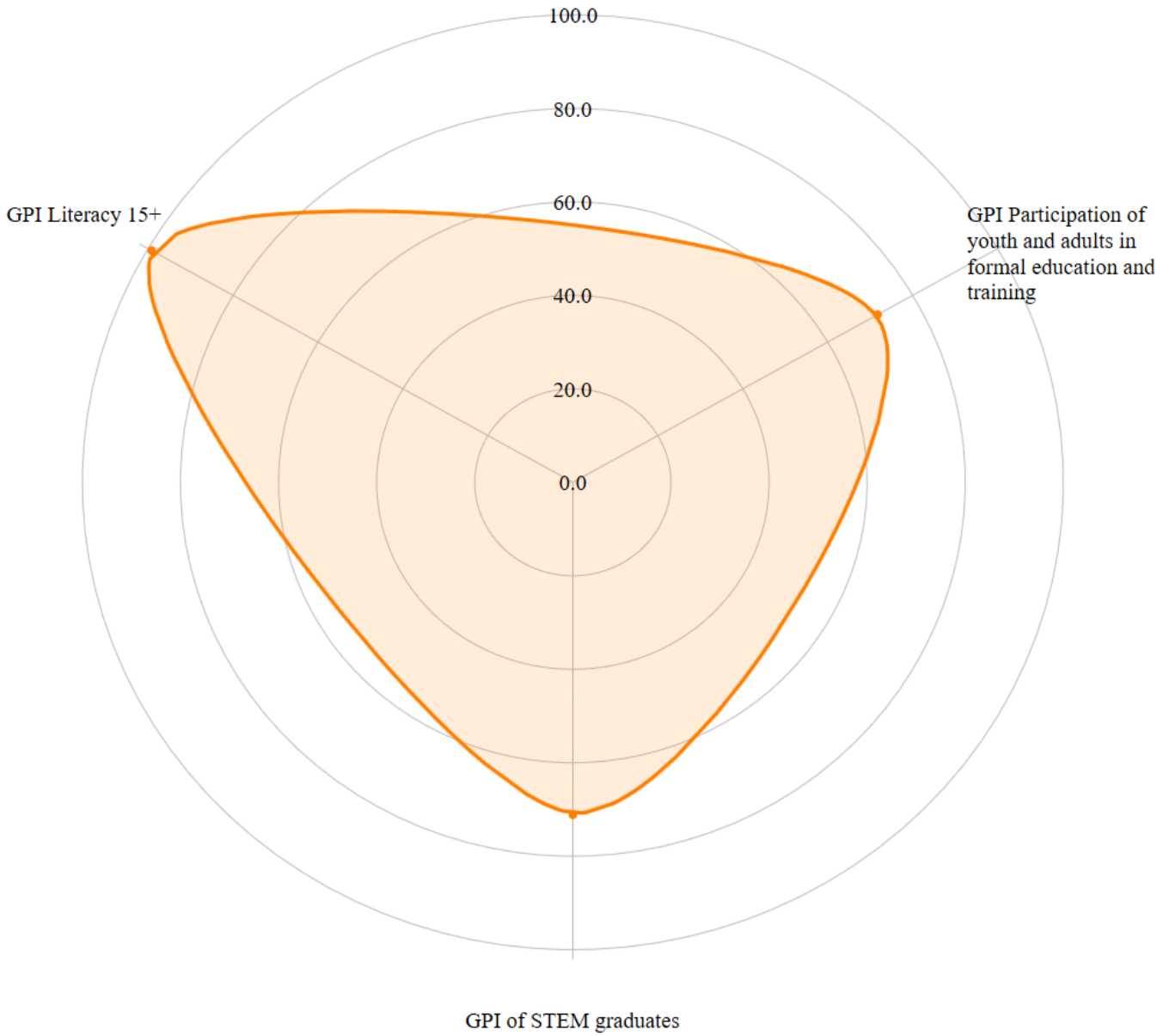
## Domain 4: Gender Equality in Participation in Education

### Maldives



### Domain 5: Gender Equality in Knowledge

#### Maldives





### Domain 6: Outcomes of Gender Equality in Education

#### Maldives

