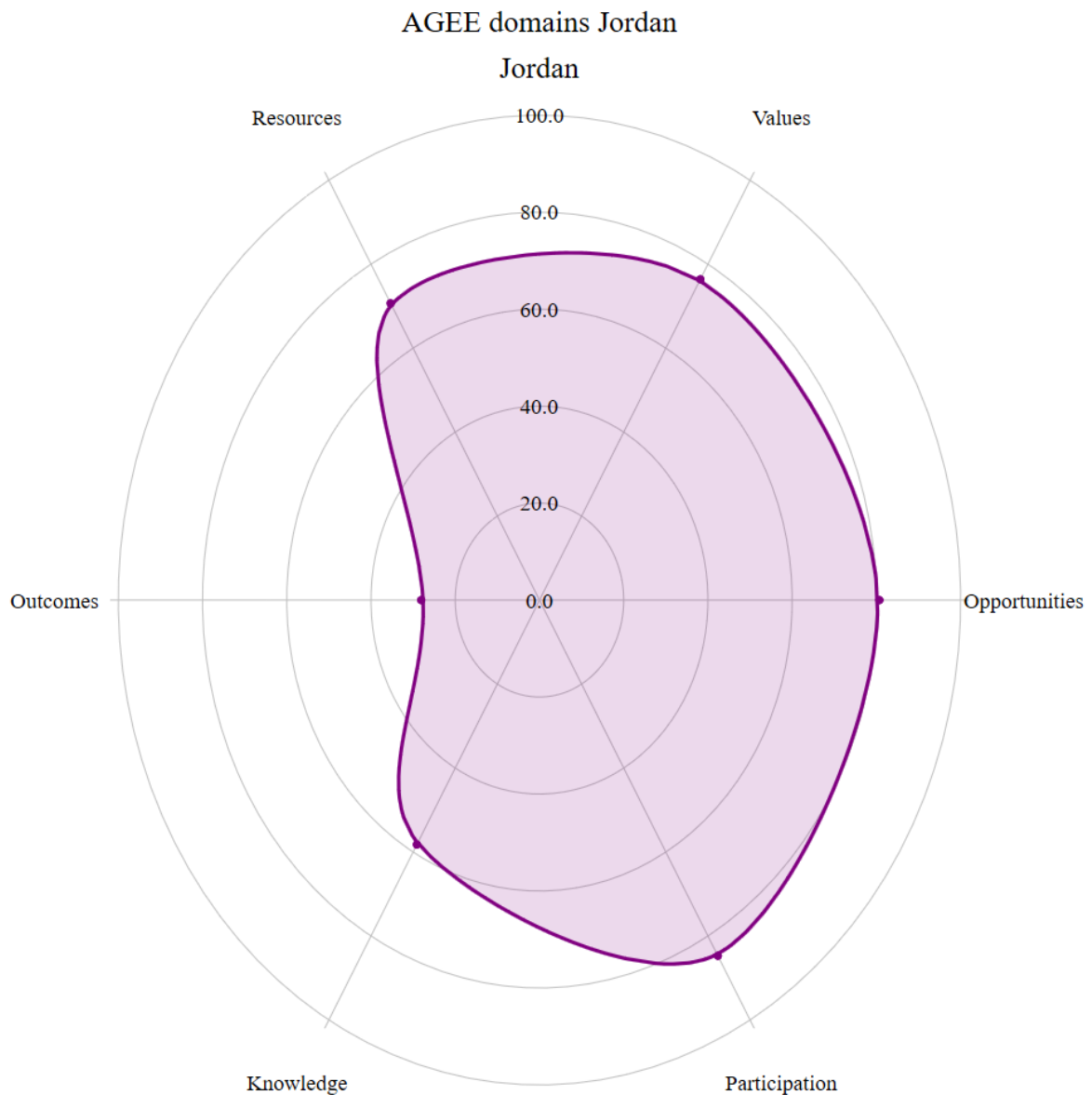




March 2025 Jordan AGEE Cross-national Dashboard

This dashboard is part of a series of cross-national visualisations that demonstrates how the AGEE Framework can be applied to explore gender equality in and through education using cross-national indicators collected in global data sets. The indicators were chosen based on specific criteria developed for the AGEE cross-national dashboard, which were agreed on through a participatory peer review process. However, they remain open to revision as more data becomes available. Please see the [Technical Note](#) on the 2025 dashboard page for more information on indicator criteria, the review process, and how the AGEE graphs were generated.





March 2025 Jordan AGEE Cross-national Dashboard

Appendix 1: AGEE domains indicators and specific values

| AGEE Domain: Resources | | |
|----------------------------|---|-------|
| Indicator | Name of indicator | Value |
| GenFin | Gender finance tracking | 100,0 |
| PrimSan | Single sex sanitation primary | Nd* |
| LowSecSan | Single sex sanitation lower secondary | Nd* |
| WomTeachPrim | Gender balance of teachers, primary | 42,0 |
| WomTeachSec | Gender balance of teachers, secondary | 84,8 |
| WomTeachTert | Gender balance of teachers, tertiary | 56,0 |
| Average Resources | | 70,7 |
| AGEE Domain: Values | | |
| cade | Conv against discrimination in education | 100,0 |
| cedaw | Conv on elimination of discrimination against women | 100,0 |
| csr | Sex ratio at birth | 72,4 |
| domvcon | Non-condonement of domestic violence | 37,0 |
| hrpp | Human rights institutions | 100,0 |
| ibr | International bill of rights | 100,0 |
| leggen | Presence of legal frameworks on gender equality | 54,5 |
| marr18 | Laws on marriage under 18 | 100,0 |
| shrc | Laws on provision of reproductive health care | 56,0 |
| wvsq30 | Views on women's access to higher education | 49,3 |
| Average Values | | 76,4 |
| AGEE Domain: Opportunities | | |
| ChildLab | GPI child labour | 0,0 |
| EdPreg | Legislation to protect pregnant girls' education | 100,0 |
| IntUse | GPI Internet use | 89,6 |
| MeanSch | GPI mean years of schooling (female) | 89,1 |
| Marr18Prev | Prevalence of marriage under 18 | 90,3 |
| MeanSchGPI | GPI mean years of schooling | 67,0 |
| NineYrsEd | Legal guarantee 9 years schooling | 100,0 |



March 2025 Jordan AGEE Cross-national Dashboard

| | | |
|----------------------------|--|-------|
| SSD | Endorsement safe school declaration | 100,0 |
| StntGPI | GPI stunting | 84,4 |
| VAWPrev | Proportion of women and girls not subjected to partner violence in last 12 months | 86,5 |
| Average Opportunities | | 80,7 |
| AGEE Domain: Participation | | |
| GPI GER Ter | GPI GER tertiary | 66,4 |
| GPI GER PreP1 | GPI GER pre-primary | 77,6 |
| GPI Com USec1 | GPI completion upper secondary | 76,7 |
| GPI Com Prim1 | GPI completion primary | 98,0 |
| GPI Com LSec1 | GPI completion lower secondary | 95,3 |
| BullSch2a | GPI experience of bullying | Nd* |
| GPI TVET1 | GPI Participation in TVET (15-24) | 99,6 |
| GPI Grad Ter1 | GPI tertiary graduation | Nd* |
| Rep1 | GPI repetition lower secondary | 79,3 |
| Average Participation | | 84,7 |
| AGEE Domain: Knowledge | | |
| GPI Lit | GPI literacy 15+ | Nd* |
| HTS | GPI harmonised test scores | 52,8 |
| WomTr | GPI participation rate of youth and adults in formal education and training | 74,8 |
| STEM | GPI STEM graduates | 47,0 |
| Average Knowledge | | 58,2 |
| AGEE Domain: Outcomes | | |
| infdec | Proportion of women making informed decisions relating to sexual and reproductive health | 58,2 |
| wminst | Proportion of parliamentary seats held by women | 12,3 |
| unpaidwk | GPI time spent on unpaid domestic and care work | Nd* |
| medinc | GPI employed in poverty | 19,4 |
| lfpr | GPI labour force participation rate | 22,4 |
| Average Outcomes | | 28,1 |

*'Nd' indicates no data is available for this indicator in the cross-national datasets used to compile the spotlight countries. This appendix shows the full list of AGEE indicators for each domain and therefore notes when no data is available; however the indicators with

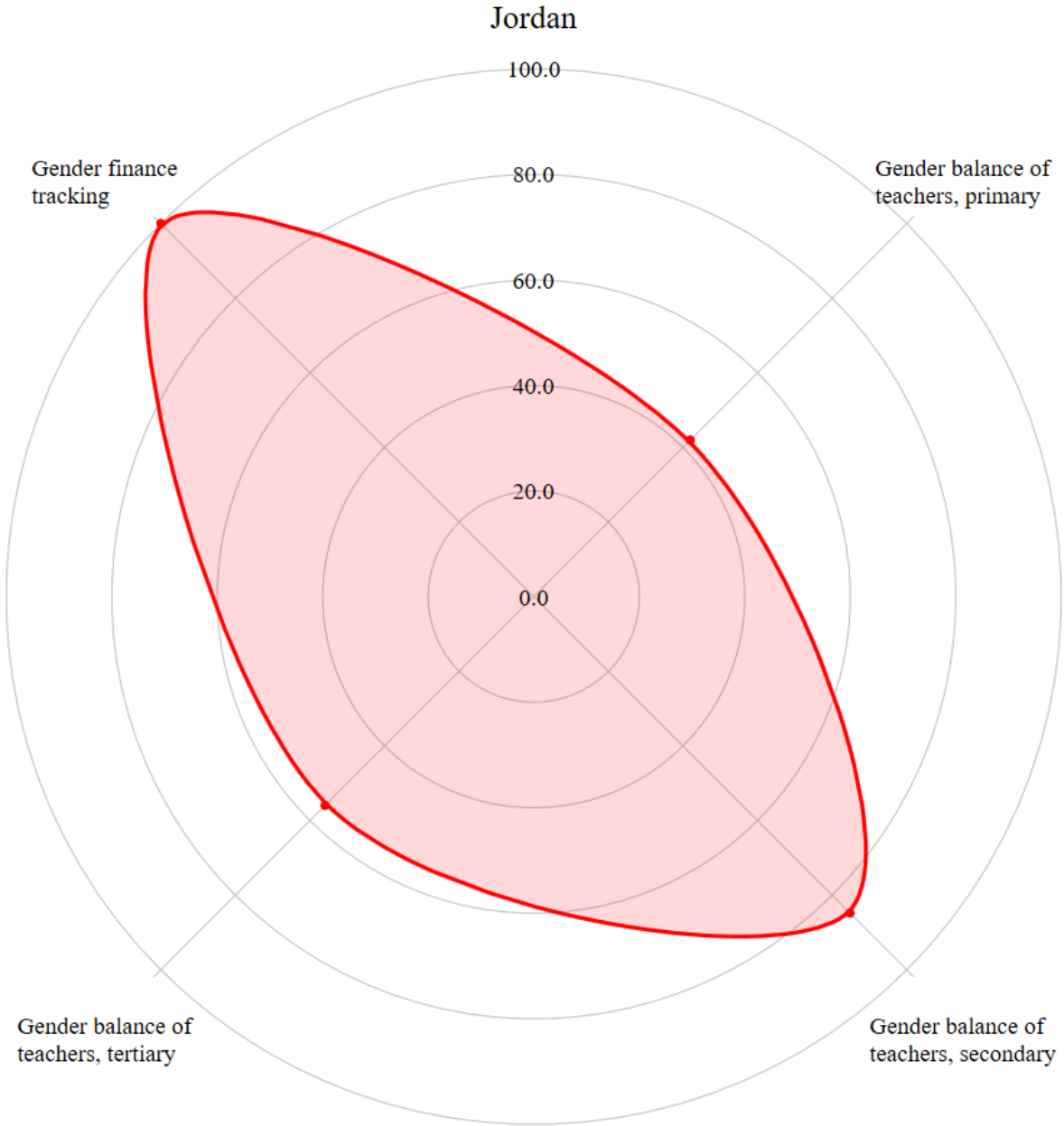


March 2025 Jordan AGEE Cross-national Dashboard

missing data have been omitted from the graphs in the main section of the brief. For the 'domain graph' at the start of this brief, we will produce an average value for a domain if a country is missing data for up to two indicators, but we will not calculate an average if more than two indicators are missing. It is envisaged that more data will become available for most indicators as the SDGs move forwards. In future, it may be possible to impute data for these gaps from other sources at the national level. For further discussion of how the data was compiled for the spotlight briefs, please see the technical note ([Technical-notes-to-accompany-the-AGEE-SpotlightBriefs.3.pdf](#)).¹

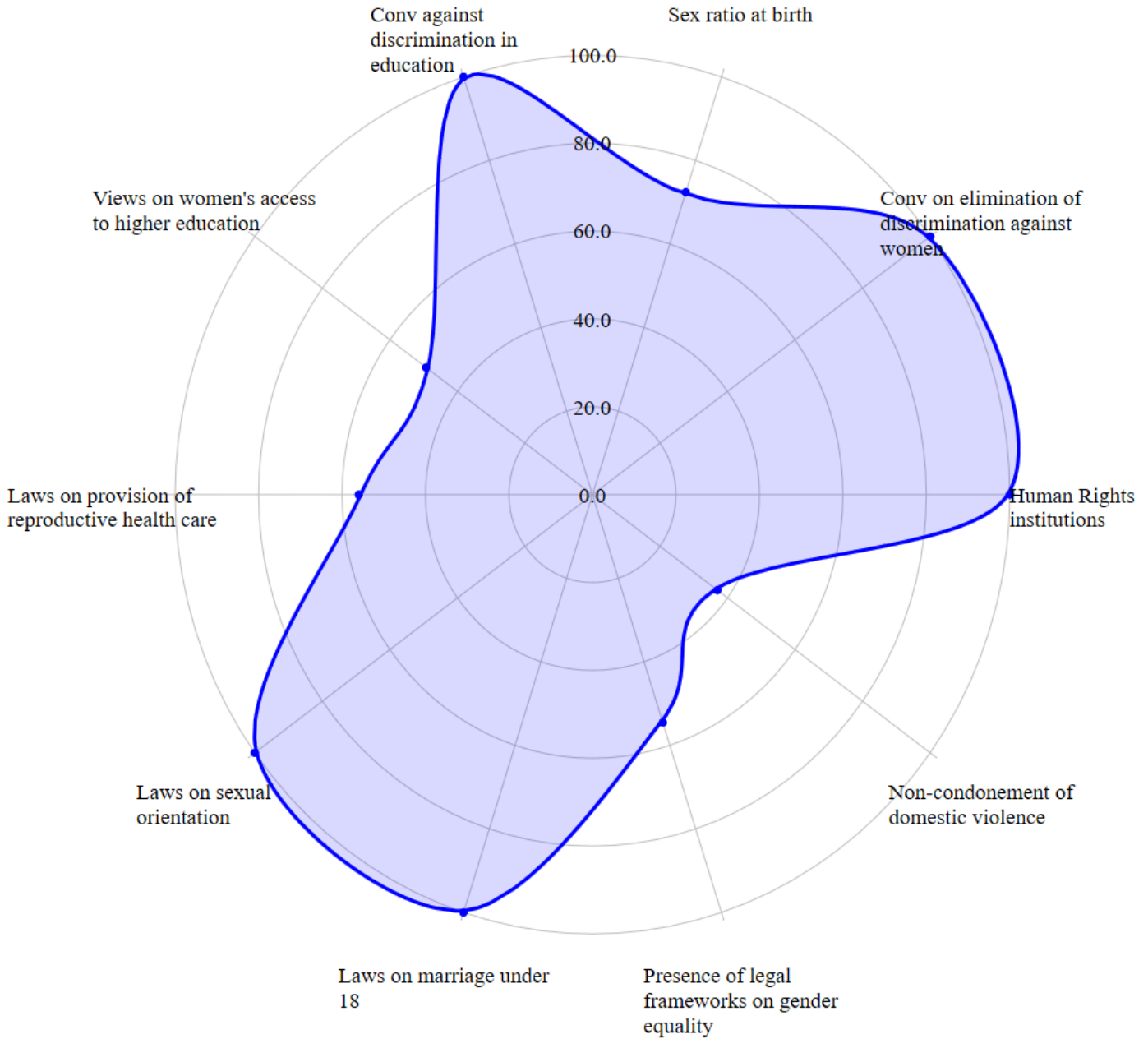
¹ This work was supported by the Global Partnership for Education Knowledge and Innovation Exchange, a joint endeavor with the International Development Research Centre, Canada and a UCL QR PSF (policy support funding) grant.

Domain 1: Resources for Gender Equality in Education



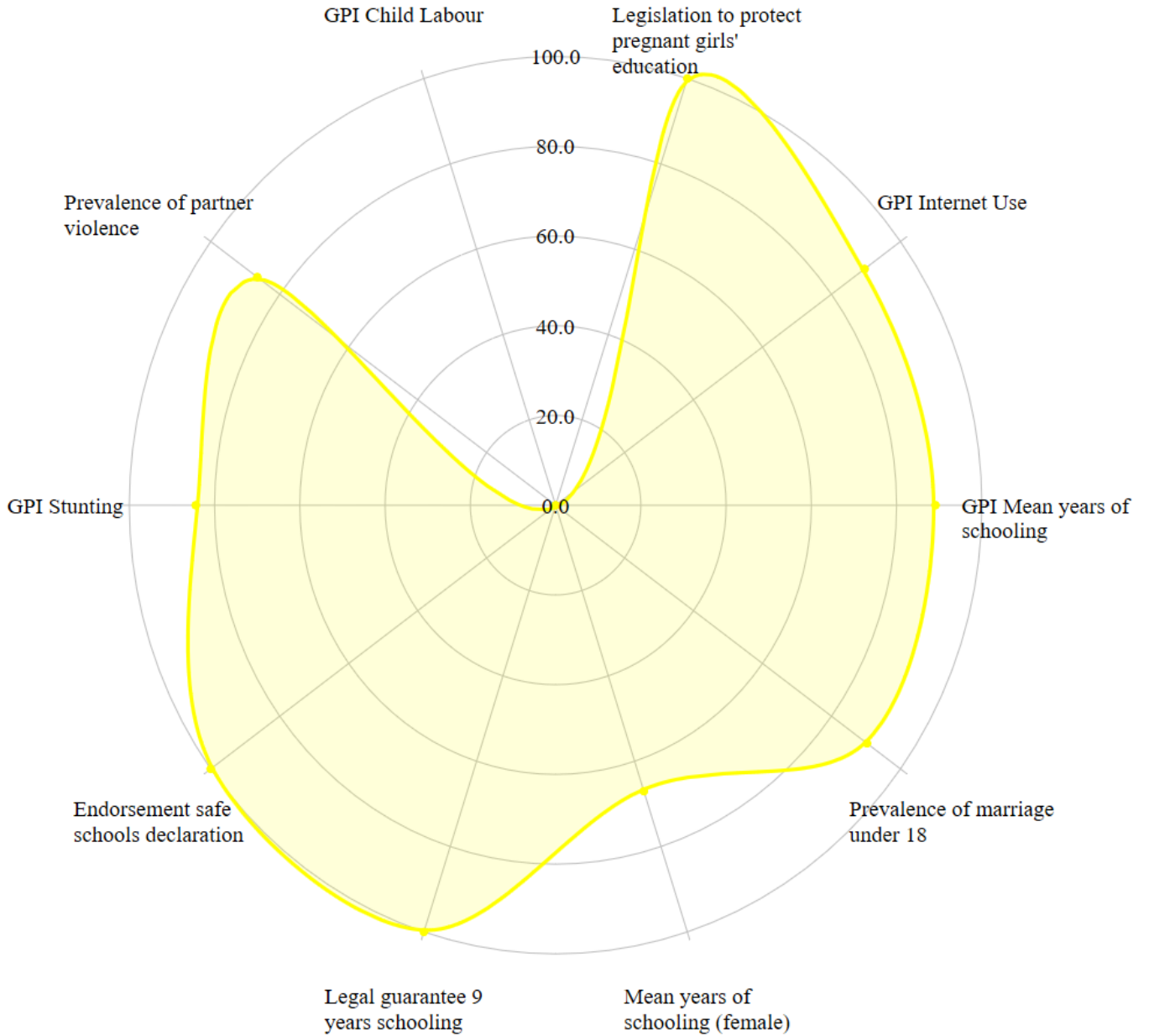
Domain 2: Values for Gender Equality in Education

Jordan



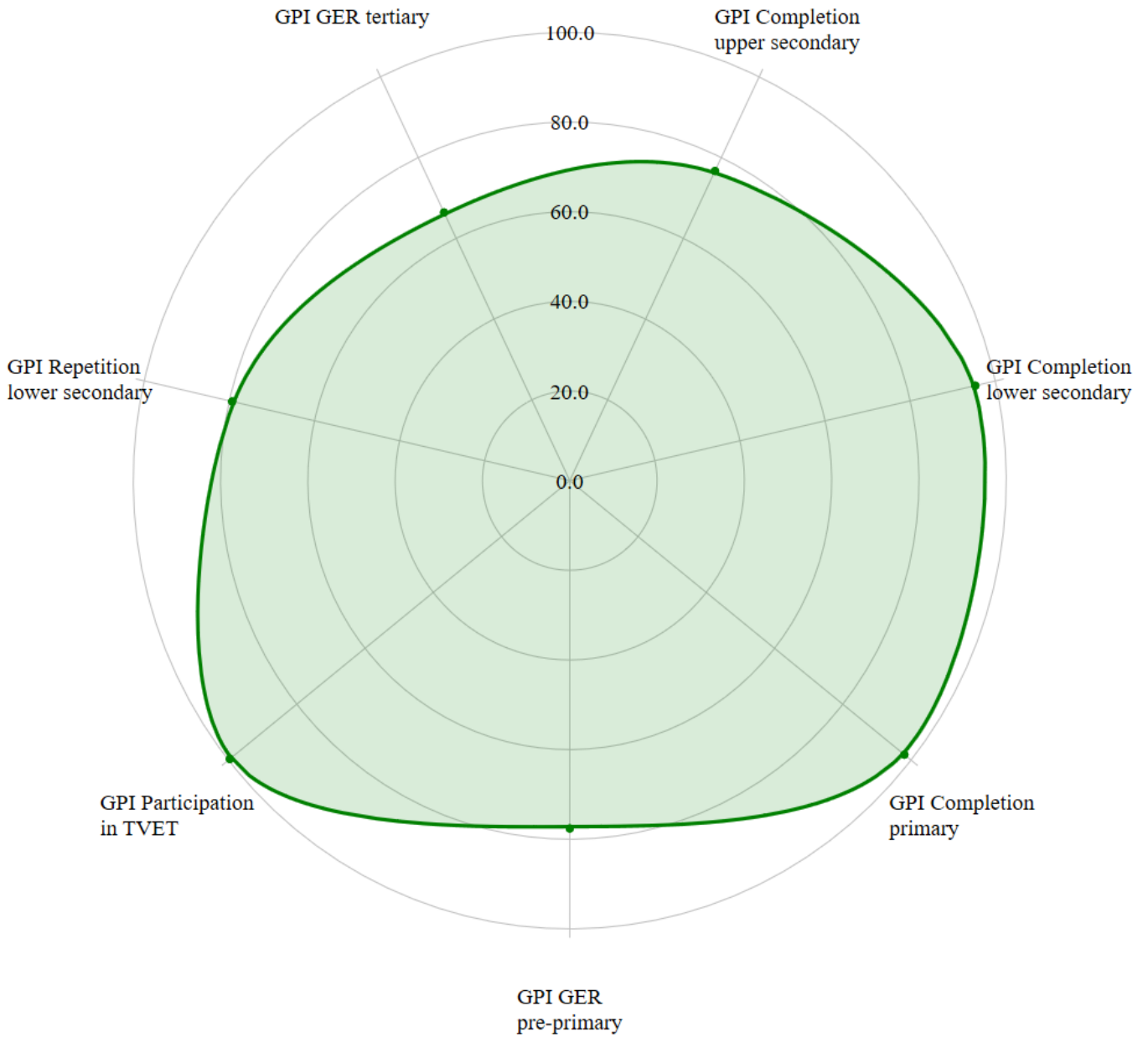
Domain 3: Opportunities for Gender Equality in Education

Jordan



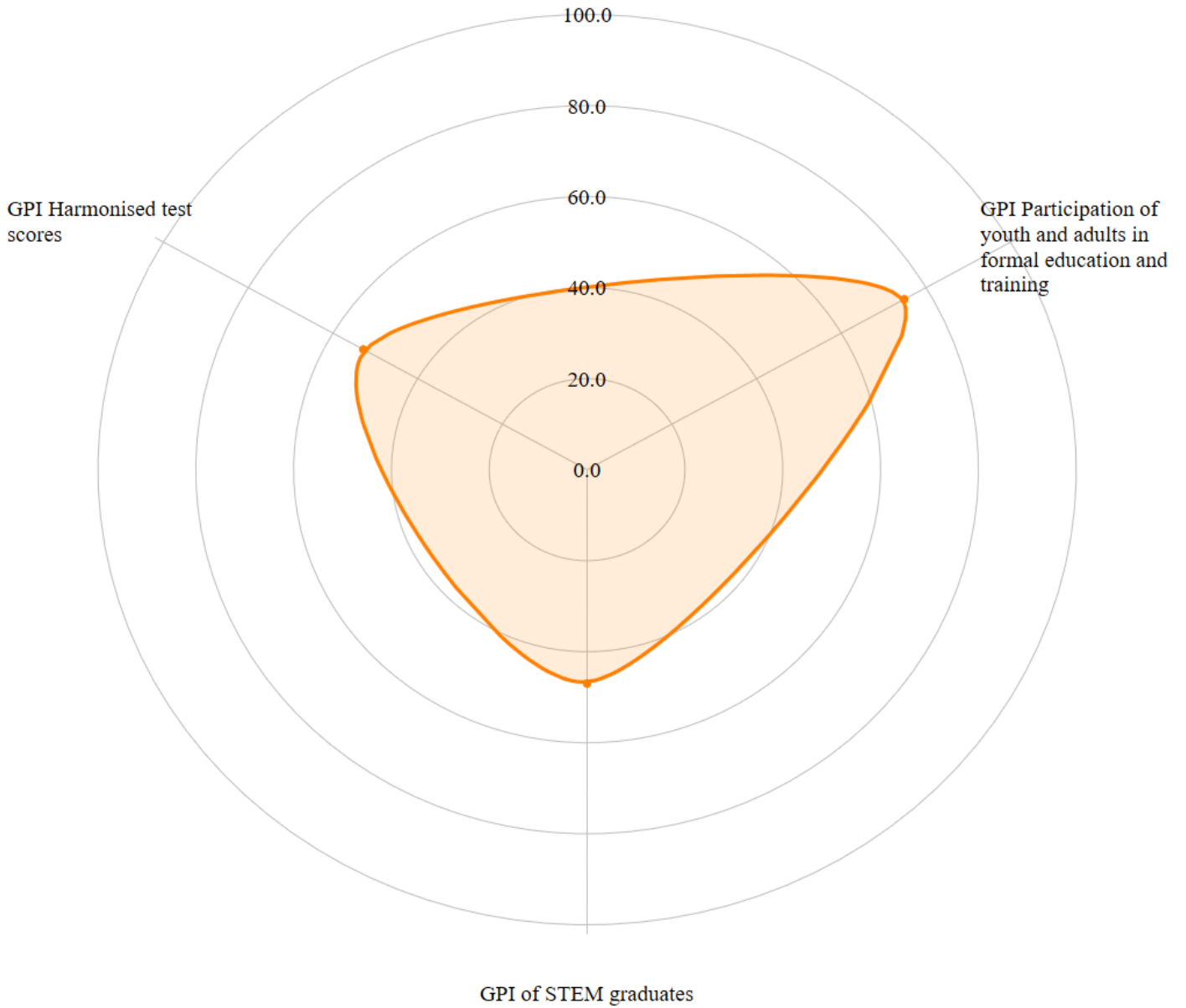
Domain 4: Gender Equality in Participation in Education

Jordan



Domain 5: Gender Equality in Knowledge

Jordan



Domain 6: Outcomes of Gender Equality in Education

